



# HIFE COLLEGE COACHING PROGRAM FOR INTERNATIONAL STUDENTS STUDENTS

A PROGRAM BUILT ON YOUR STRENGTHS  
AND INDIVIDUALITY

[HTTPS://HIFE-  
USA.ORG/PROGRAMS/INTERNATIONAL-  
COLLEGE-PLANNING/](https://hife-usa.org/programs/international-college-planning/)




# ABOUT HIFE

The Heartland Institute of Financial Education (HIFE) is a national 501(c)(3) non-profit organization whose mission is to promote financial literacy. Our mission begins with our HIFE College Coaching Program.



# MANY PATHS, BUT WHICH TO CHOOSE?

---



- What to do or where to begin
- Game Plan
- Admission requirements
- Steps to take
- School...Major
- Application...Admission
- Visa interview
- First year of college






WHAT DOES  
HEARTLAND  
PROVIDE?

## AN OVERVIEW OF THE PATH TO STUDYING IN THE U.S.

---




- Step 1: Preparation (9 - 11 Grades)
- Step 2: Application (Fall semester of 12th Grade)
- Step 3: Admission & Pre-Arrival (Spring semester of 12th Grade)



# STEP I: PREPARATION

- Getting to know Self, Career, and Colleges
- The sooner you start preparing for college, the better.
- Look for resources within your country – libraries, advising centers, educational organizations, the Internet.
  - [Education USA](#)
  - [International Student](#)
  - [IELTS / TOEFL](#) OR
  - [SAT / ACT](#)
- Work with a professional to help you begin to gather information about the United States higher education institutions.



# STEP I: PREPARATION

---

- **Spreadsheet of Colleges of Interest: General**

- Major/Degree Offerings
- College Reputation
- Admission Requirements
- Admissions Competitiveness
- Geographic Location
- Campus Housing
- Campus Location & Layout
- Campus Healthcare Services
- Campus Activities
- Ethnic Mix
- Other items you are interested in having at a college.
- Identify the Top 3-6 schools that interest you.



# STEP I: PREPARATION

- Spreadsheet of Colleges of Interest:  
Specifics
  - Costs (Tuition + Books & Supplies + Living)
  - Application Deadlines
  - Academics & GPA Minimum
  - Tests and Score Range
  - 2-3 Letters of Recommendation
  - Resume
  - College Essays



# STEP 1: PREPARATION



## Admission Requirements

- A college may require a number of items from the international student.
- One of the most common and critical requirements is English proficiency.
- An English language proficiency exam may include one of the following: TOEFL, IELTS, Michigan, MELAB, Kaplan, or Language Company Score.
- Be aware that the specific test that is required will be determined by the college.
- Keep in mind that there may be certain level of courses as well as sequence of courses an international student is expected to take in HS.
- An Entrance Exam may be satisfied by SAT OR ACT.





## **STEP 2: APPLICATION**

---

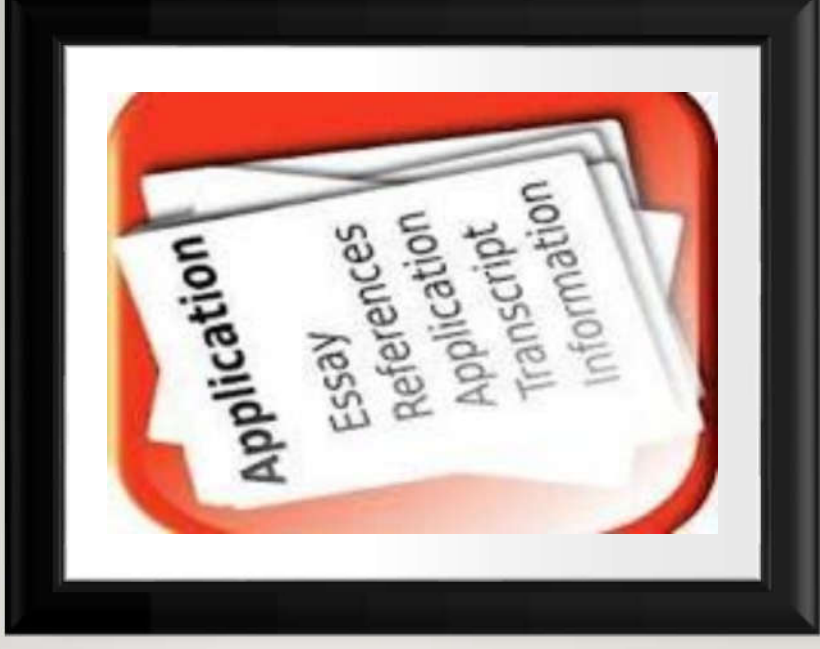
- **Start early - your Junior Year**
- **Satisfy English proficiency requirement (e.g., TOEFL / IELTS)**
- **Satisfy Entrance Exam requirement (e.g., SAT / ACT)**



## **STEP 2: APPLICATION**

---

- **Start early - the Summer before your Senior Year**
- **Finalize the Top 3-6 schools that interest you.**
- **Ask for Letters of Recommendation from close teachers, counselors, or school / community leaders.**
- **Draft your college essays.**



# STEP 2: APPLICATION



**Start early - your Senior Year**

- **Revise and complete college essays.**
- **Ask for Letters of Recommendation from close teachers, counselor, or school / community leaders.**
- **Apply to 3-6 colleges. Most importantly, APPLY EARLY to colleges! (By October for next Fall semester admission)**
- **Submit a Final Official Transcript. Be aware of the GPA requirement and its conversion.**

# STEP 2: APPLICATION

---



- After your applications are submitted:
- Continue to work hard.
- Maintain or continue to improve your grades until the last semester of high school as many colleges will look at that.
- Be patient as you wait to hear back from the colleges or universities.
- Stay organized, calm, and positive.



## STEP 3: ADMISSION & PRE-ARRIVAL

---

- Make a decision on admission
- Between March and May, schools will be contacting you regarding their admission decision.
- Depending on how many schools you applied to and what schools accepted you for admissions, identify which one you would actually want to go to.
- Once you have decided on a school, you will need to let the school know of your decision and send your deposit by the acceptance deadline.
- Review your Financial Plan for when you attend college in the United States.



## STEP 3: ADMISSION & PRE-ARRIVAL

---


- After the decision, keep working...
- You have been admitted into school. Can you rest now? **NO!!!** You have to keep working!
- If you have not heard from a school you are interested in attending, you need to contact the school.
- You will need to continue to work on your English proficiency even if you have satisfied the minimum.
- You must continue to work on your financial plan and earn money to help cover your living expenses while you attend school in the United States.



# STEP 3: ADMISSION & PRE-ARRIVAL

---


- **Finish Strong!!!**
- You will need to review the procedures to depart for the United States.
- You will need to have set up travel & housing arrangements for when you arrive in the United States.
- You will need to know what is required for you to come to the United States.
  - I-20 Form
  - Immunization Record
  - Financial Aid / Sponsorship
  - Travel Itinerary (e.g., airfare)
  - Passport
  - Visa
  - Other supporting documents (e.g., admission letter, high school diploma, test scores, transcript, family photos)



# STEP 3: ADMISSION & PRE-ARRIVAL

---

- **VISA Interview**
  - Valid passport
  - If F-1 Visa, SEVIS ID + I-20 or DS-2019 issued by an accredited college; if J-1 Visa, DS-7002
  - DS-160 nonimmigrant visa application receipt with barcode (You should complete and submit the application at [US Dept of State](#) prior to your appointment.)
  - Color Passport photo
  - The applicant must be accompanied by at least **ONE** parent at the interview.
  - For further info, refer to [US Dept of State](#) web site



# STEP 3: ADMISSION & PRE-ARRIVAL

work hard.  
└─┬─┘ have fun.  
          ↓  
make a difference.

## Arriving in the U.S.

- You must arrive in the United States no earlier than 30 days prior to the program start date listed on your Form I-20 or Form DS -2019 and no later than this date. If you attempt to enter the U.S. after this report date, you may be denied entry.



---

## WHY HIFE?

### What Do We Provide...

- **HIFE provides each student/family a “Coach” who works directly and closely with the student and parents, assisting them with the college planning, funding and admissions process.**
- **HIFE International Coaching Program is built on your student’s strengths and individuality.**



# HOW HIFE WORKS...

---

- **Coaching For Student and families! Upon enrollment, you will be contacted by your Coach who will:**
  - **Welcome you as his/her “client”.**
  - **Go over the important steps of “College Coaching for Success”.**
  - **Make sure that all coaching activities begin in a timely manner.**
  - **Work on your behalf with an on-staff Research Analyst.**
  - **Provide you with essential tools to help you succeed.**
  - **Assist you in the fulfillment of your goal to achieve your educational goals.**



# WHAT ARE THE COSTS

---

- **ENROLLMENT FEE** pays for
- **your Coach, Researchers and Administrative Staff**
- **\$6,500.00 CPP Student Enrollment Fee for 1<sup>st</sup> Year**
- **\$2,000.00 CPP Annual Student Renewal Fee**



# THANK YOU

---

**The Heartland Institute of Financial Education is a national 501(c)(3) non-profit organization whose mission is to promote financial literacy across America. Our mission begins with our HIFE College Planning Program.**

**It is the goal of HIFE to help young students reach for their DREAM education in the US.**



**CONTACT YOUR  
CONSULTANT TODAY!  
[hifecpp@hife-usa.org](mailto:hifecpp@hife-usa.org)  
(303) 757-0197**